

Scan the QR code below
to download the APP



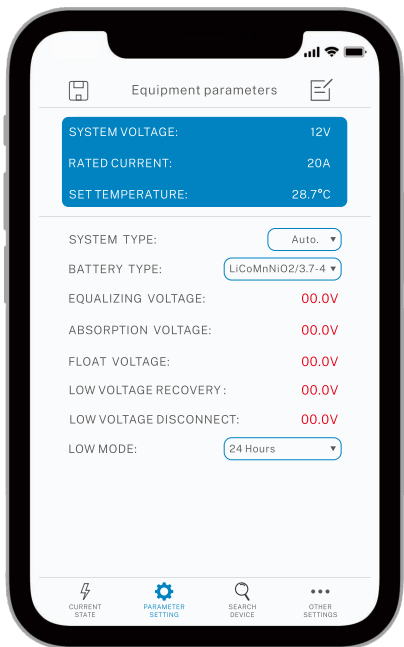


1

Real-time observation

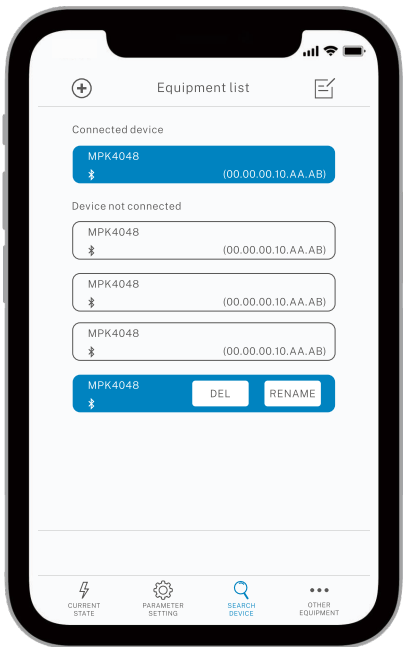
Real-time monitoring of solar charging and discharging data, long press the load icon to control the load switch.

A warning flag indicates that the device is faulty



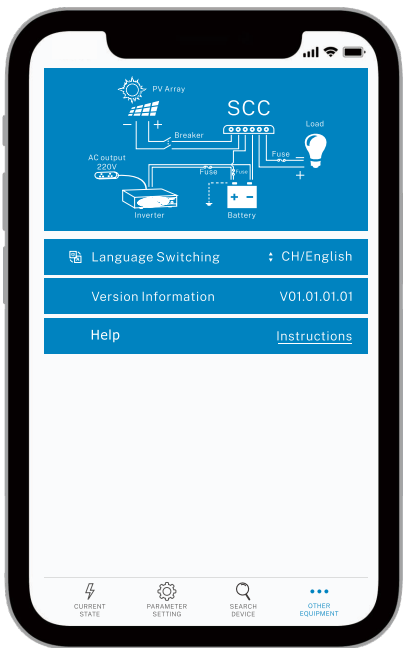
2 Parameter setting

Please note: If charging a lithium battery, set the battery voltage first and then the battery type



3 Search device

Many devices can be added, but only one device can be connected at a time. It can be renamed.



4 Other equipment

Switching language
View help files

Icon meaning



In charge



The Bluetooth flashing frequency represents the data update frequency



uncharged



At work



Load on

long press the ICONS can close the load



Not working



In charge

Long press the icon to close the load



Edit



Battery capacity
100%



Save



Battery capacity
75%



Add



Battery capacity
50%



Automatic
switching



Battery capacity
25%



Battery capacity
1%